

# ENCUESTA HR EXCELLENCE IN RESEARCH

Thursday, July 14, 2022

## **versión en español: 212**

Total Responses

Date Created: Tuesday, May 24, 2022

Complete Responses: 212

## **english version: 11**

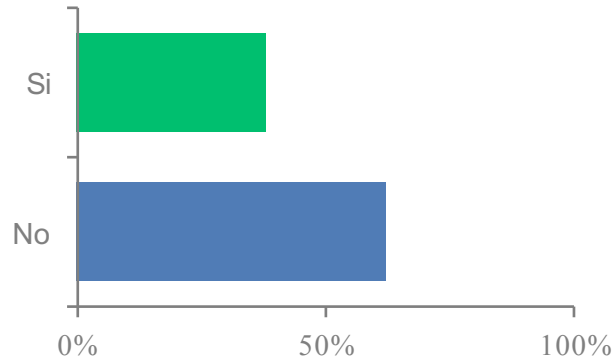
Total Responses

Date Created: Thursday, June 02, 2022

Complete Responses: 11

## B1. Q1: ¿Conoces en qué consiste la estrategia de recursos humanos para investigadores de la Comisión Europea- HRS4R-?

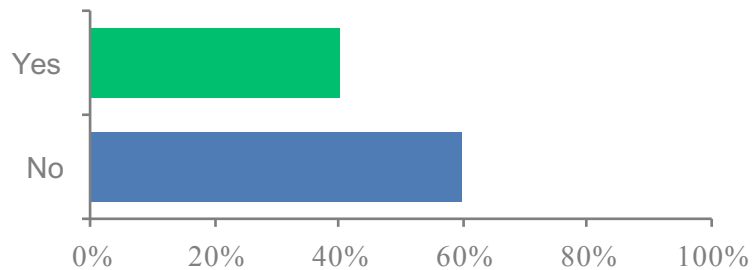
Answered: 211 Skipped: 1



ANSWER CHOICES	RESPONSES
Si	37.91% 80
No	62.09% 131
TOTAL	211

## B1. Q1: Do you know what the European Commission's Human Resources Strategy for Researchers - HRS4R- is all about?

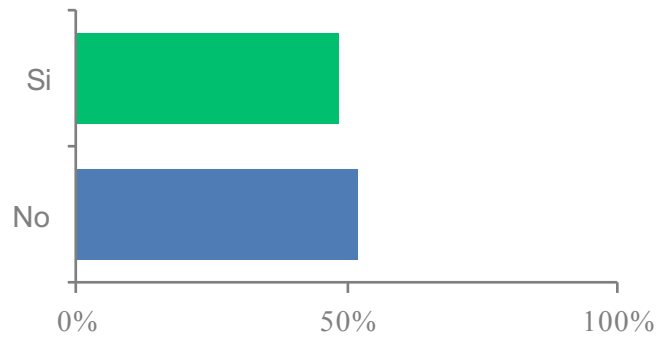
Answered: 10 Skipped: 1



ANSWER CHOICES	RESPONSES
Yes	40.0% 4
No	60.0% 6
TOTAL	10

## B1. Q2: ¿Conoces la Carta Europea del investigador y el Código de Conducta para la contratación de investigadores?

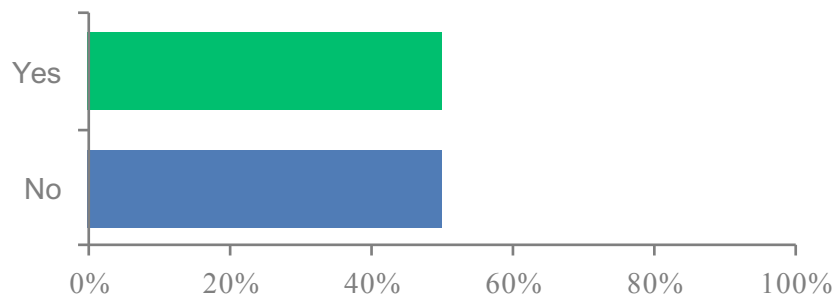
Answered: 211 Skipped: 1



ANSWER CHOICES	RESPONSES
Si	48.34% 102
No	51.66% 109
TOTAL	211

## B1. Q2: Are you familiar with the European Charter for Researchers and the Code of Conduct for the Recruitment of Researchers?

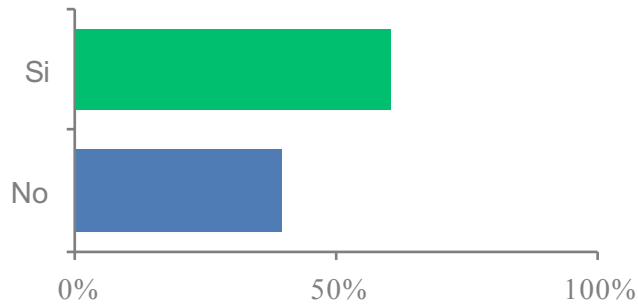
Answered: 10 Skipped: 1



ANSWER CHOICES	RESPONSES
Yes	50.0% 5
No	50.0% 5
TOTAL	10

### B1. Q3: ¿Conocías que la UC3M está acreditada con el logo HRS4R (HR Excellence in research) que concede la Comisión Europea?

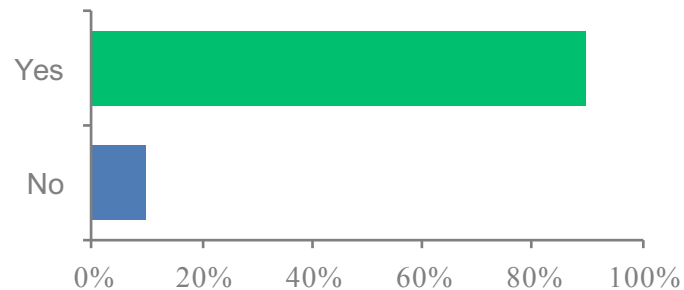
Answered: 212 Skipped: 0



ANSWER CHOICES	RESPONSES
Si	60.38% 128
No	39.62% 84
TOTAL	212

### B1. Q3: Do you know that UC3M has been awarded with the HR Excellence in Research quality logo by the European Commission?

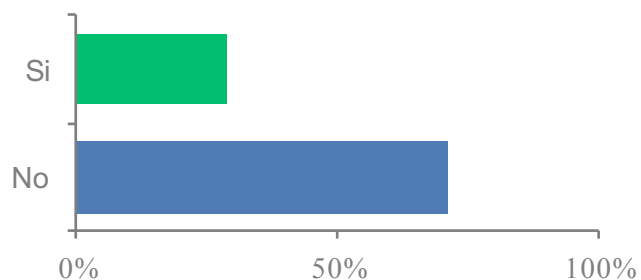
Answered: 10 Skipped: 1



ANSWER CHOICES	RESPONSES
Yes	90.0% 9
No	10.0% 1
TOTAL	10

**B1. Q4: ¿En caso de ser investigador/a principal, ¿informas a los miembros de tu equipo o a los contratados en tus proyectos de la existencia de la Carta Europea del Investigador y del Código de Conducta para la contratación de personal investigador?**

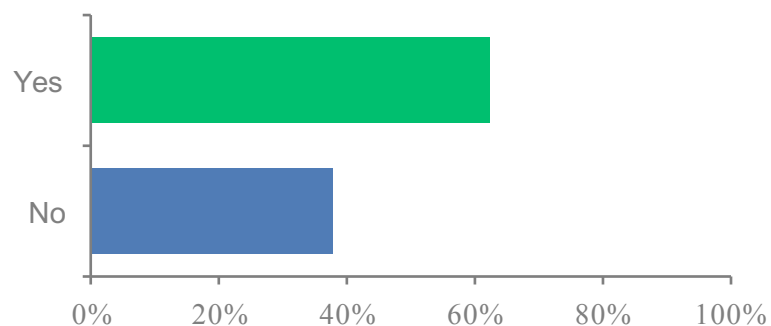
Answered: 149 Skipped: 63



ANSWER CHOICES	RESPONSES
Si	28.86% 43
No	71.14% 106
TOTAL	149

**B1. Q4: In case you are a principal investigator, do you inform the members of your team, or those hired on your projects, of the existence of the European Charter for Researchers and the Code of Conduct for the recruitment of researchers?**

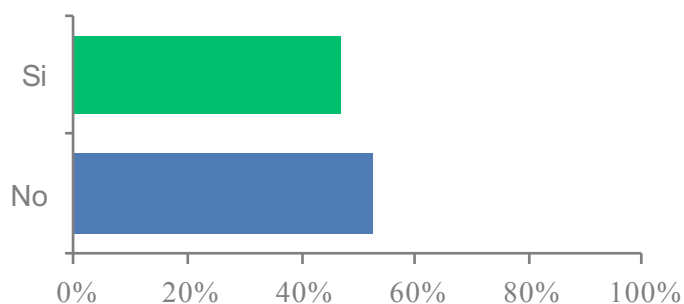
Answered: 8 Skipped: 3



ANSWER CHOICES	RESPONSES
Yes	62.50% 5
No	37.50% 3
TOTAL	8

## B2. Q5: ¿Has consultado alguna vez la página web de la Estrategia de Recursos Humanos para PDI en la UC3M?

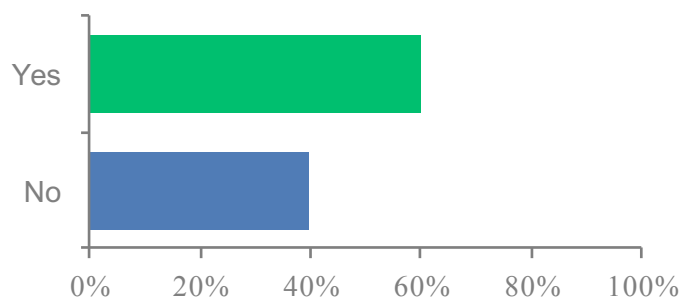
Answered: 208 Skipped: 4



ANSWER CHOICES	RESPONSES
Si	47.12% 98
No	52.88% 110
TOTAL	208

## B2. Q5: Have you ever visited the UC3M Human Resources Strategy for PDI web page?

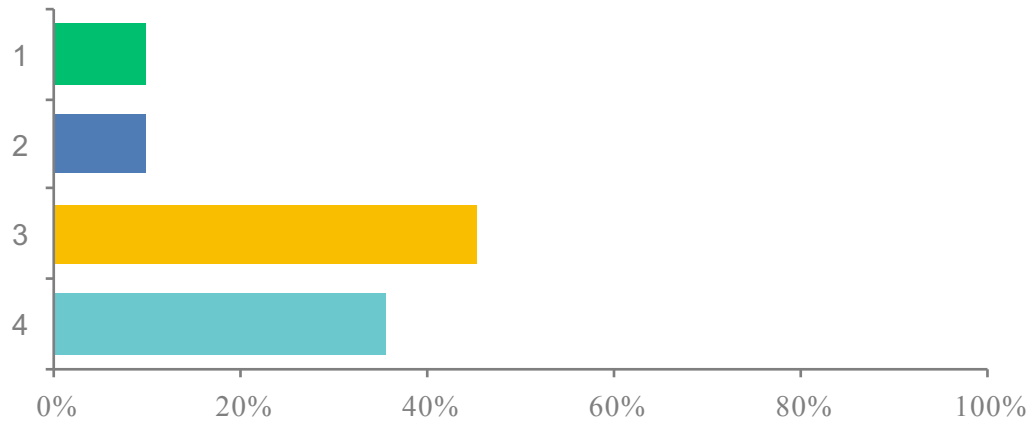
Answered: 10 Skipped: 1



ANSWER CHOICES	RESPONSES
Yes	60.0% 6
No	40.0% 4
TOTAL	10

## B2. Q6: Organización de los contenidos.

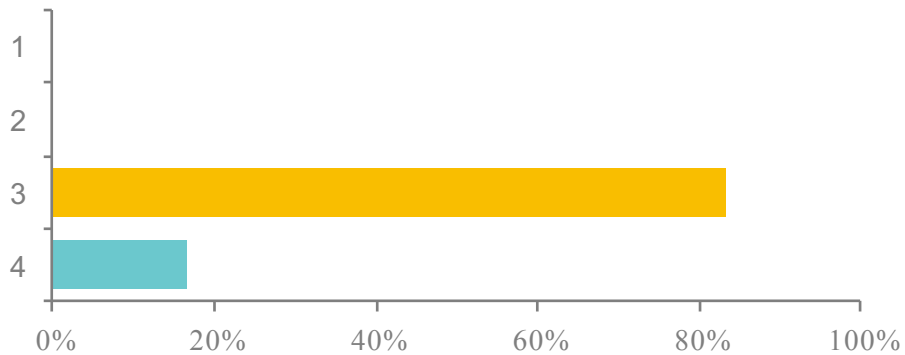
Answered: 93 Skipped: 119



ANSWER CHOICES	RESPONSES
1	9.68% 9
2	9.68% 9
3	45.16% 42
4	35.48% 33
TOTAL	93

## B2. Q6: Organization of the information.

Answered: 6 Skipped: 5

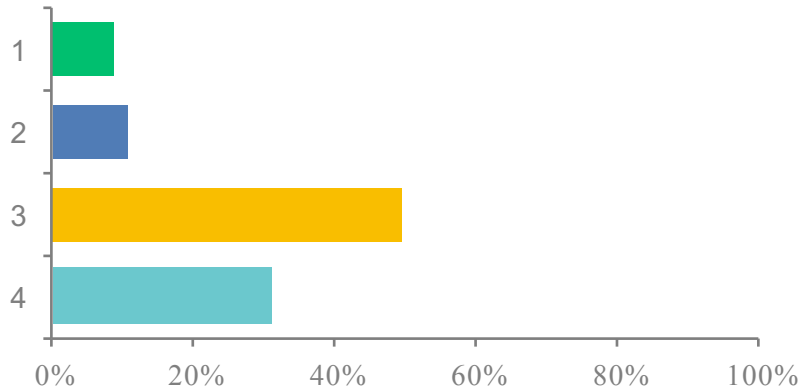


ANSWER CHOICES	RESPONSES
1	0% 0
2	0% 0
3	83.33% 5
4	16.67% 1
TOTAL	6



## B2. Q7: Interés de los apartados.

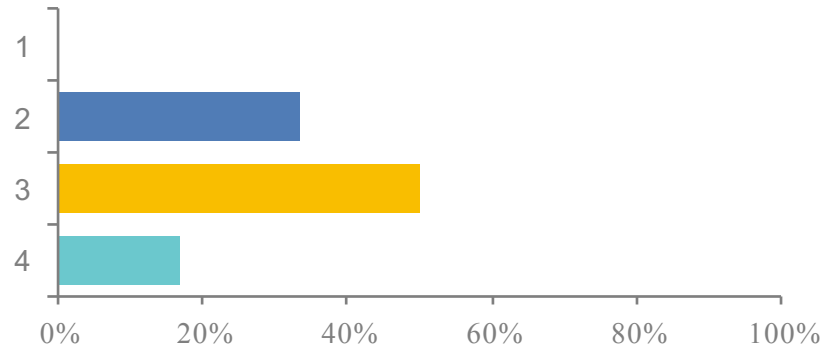
Answered: 93 Skipped: 119



ANSWER CHOICES	RESPONSES	
1	8.60%	8
2	10.75%	10
3	49.46%	46
4	31.18%	29
TOTAL		93

## B2. Q7: Interest of the sections.

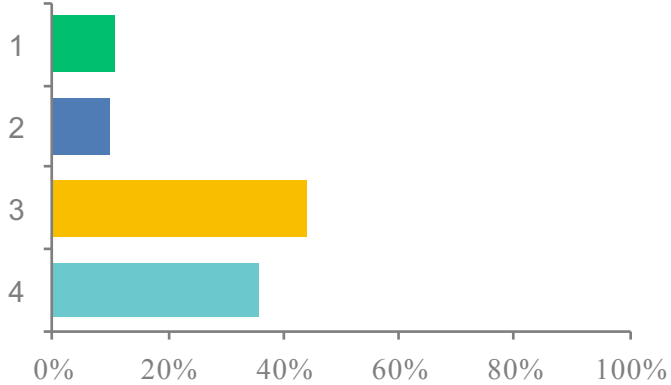
Answered: 6 Skipped: 5



ANSWER CHOICES	RESPONSES	
1	0%	0
2	33.33%	2
3	50.0%	3
4	16.67%	1
TOTAL		6

## B2. Q8: Utilidad de la información en cada apartado.

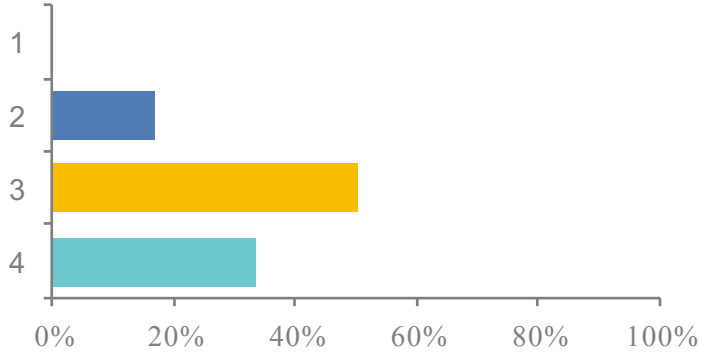
Answered: 93 Skipped: 119



ANSWER CHOICES	RESPONSES
1	10.75% 10
2	9.68% 9
3	44.09% 41
4	35.48% 33
TOTAL	93

## B2. Q8: Usefulness of the information in each section.

Answered: 6 Skipped: 5




ANSWER CHOICES	RESPONSES
1	0% 0
2	16.67% 1
3	50.0% 3
4	33.33% 2
TOTAL	6

**B2. Q9: SUGERENCIAS O COMENTARIOS EN RELACIÓN A LA PÁGINA WEB**

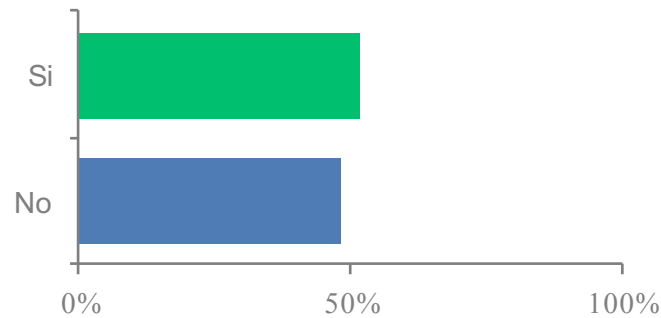
A large, empty rectangular box with a thin blue border, intended for users to provide suggestions or comments in Spanish.

**B2. Q9: SUGGESTIONS OR COMMENTS REGARDING WEBSITE**

A large, empty rectangular box with a thin blue border, intended for users to provide suggestions or comments in English.

### B3. Q10: ¿Conoces el Código de Buenas Prácticas de Investigación y Transferencia de la UC3M?

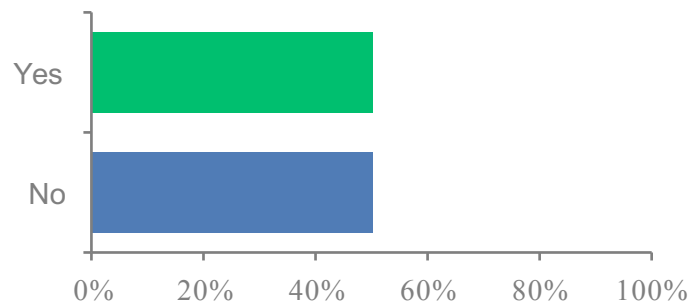
Answered: 190 Skipped: 22



ANSWER CHOICES	RESPONSES
Si	51.58% 98
No	48.42% 92
TOTAL	190

### B3. Q10: Do you know the UC3M Code of Good Research and Transfer Practices?

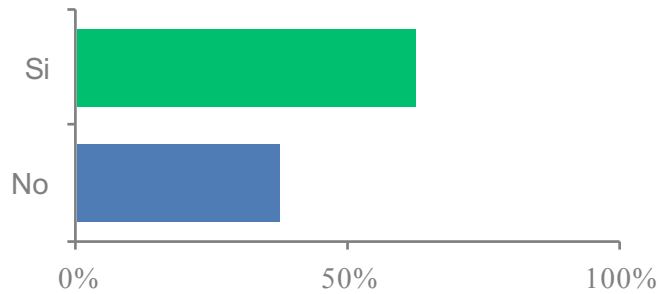
Answered: 8 Skipped: 3



ANSWER CHOICES	RESPONSES
Yes	50.0% 4
No	50.0% 4
TOTAL	8

### B3. Q11: ¿Conoces el Código Ético de la UC3M?

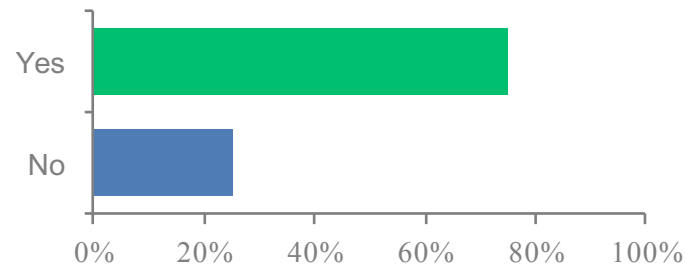
Answered: 189 Skipped: 23



ANSWER CHOICES	RESPONSES
Si	62.43% 118
No	37.57% 71
TOTAL	189

### B3. Q11: Do you know the UC3M Ethic Code?

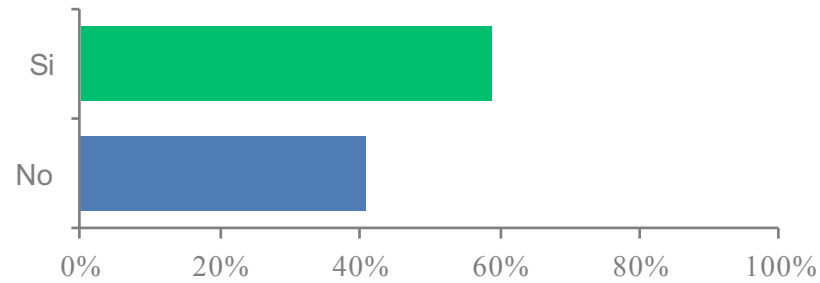
Answered: 8 Skipped: 3



ANSWER CHOICES	RESPONSES
Yes	75.00% 6
No	25.00% 2
TOTAL	8

### B3. Q12: ¿Conoces la existencia y las funciones del Comité de Ética de la investigación en la UC3M?

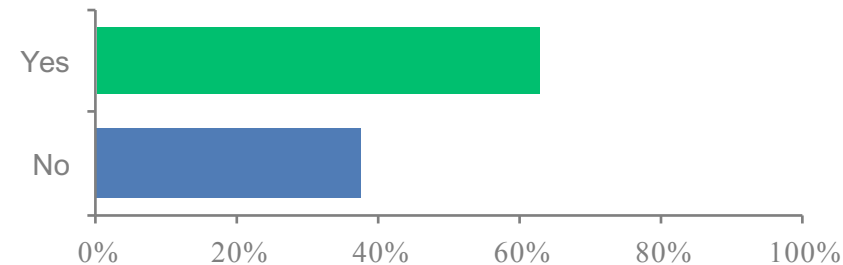
Answered: 190 Skipped: 22



ANSWER CHOICES	RESPONSES
Si	58.95% 112
No	41.05% 78
TOTAL	190

### B3. Q12: Do you know the existence and duties of the Research Ethics Committee at UC3M?

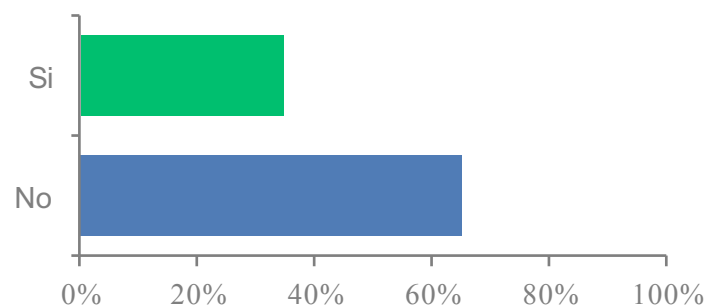
Answered: 8 Skipped: 3



ANSWER CHOICES	RESPONSES
Yes	62.50% 5
No	37.50% 3
TOTAL	8

### B3. Q13: ¿Conoces cómo dirigirte a dicho Comité?

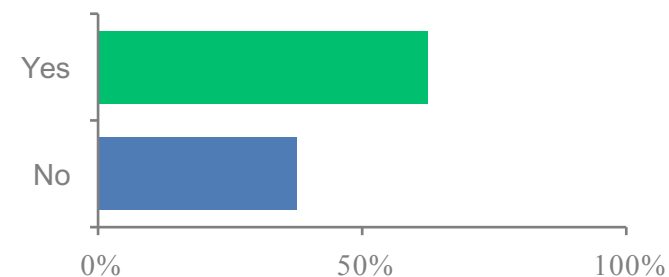
Answered: 190 Skipped: 22



ANSWER CHOICES	RESPONSES
Si	34.74% 66
No	65.26% 124
TOTAL	190

### B3. Q13: Do you know how to approach this Committee?

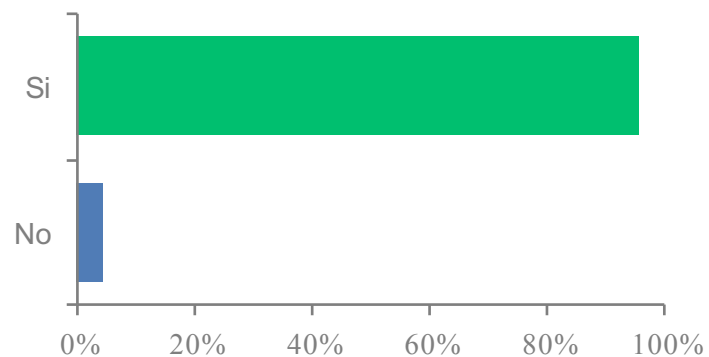
Answered: 8 Skipped: 3



ANSWER CHOICES	RESPONSES
Yes	62.50% 5
No	37.50% 3
TOTAL	8

### B3. Q14: ¿Consideras imprescindible la difusión de los resultados de la investigación a la sociedad?

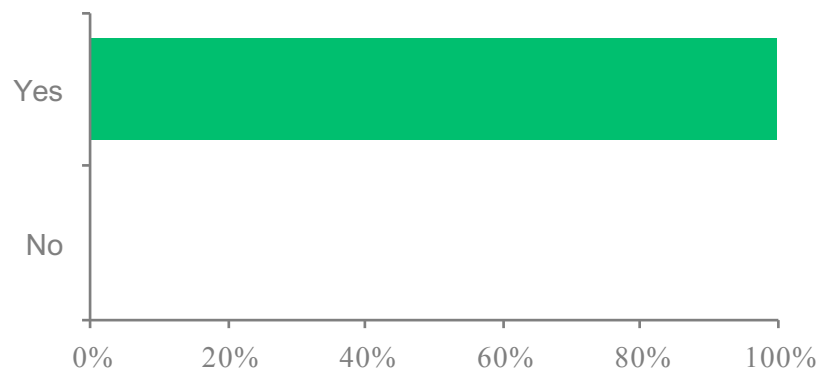
Answered: 187 Skipped: 25



ANSWER CHOICES	RESPONSES
Si	95.72% 179
No	4.28% 8
TOTAL	187

### B3. Q14: Do you consider it crucial to disseminate research results to society?

Answered: 8 Skipped: 3

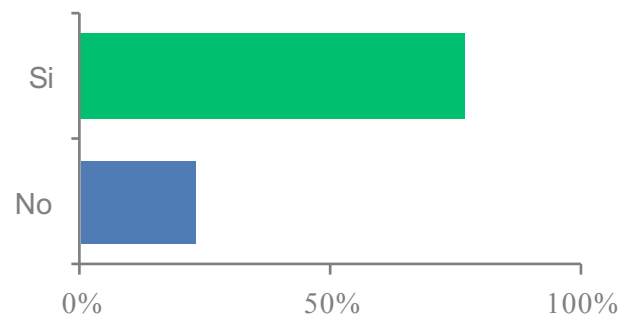


ANSWER CHOICES	RESPONSES
Yes	100% 8
No	0% 0
TOTAL	8



### B3. Q15: ¿Conoces el Research Portal? <https://researchportal.uc3m.es/>

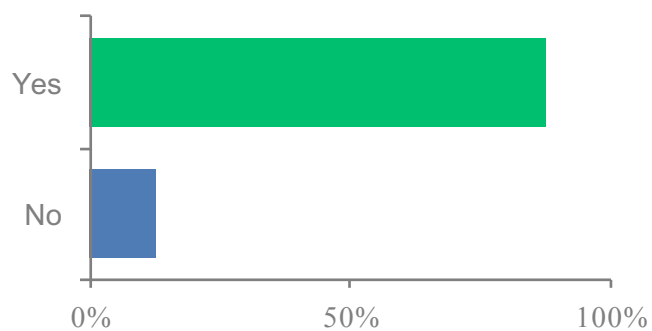
Answered: 190 Skipped: 22



ANSWER CHOICES	RESPONSES
Si	76.84% 146
No	23.16% 44
TOTAL	190

### Q15: Do you know the Research Portal? <https://researchportal.uc3m.es/>

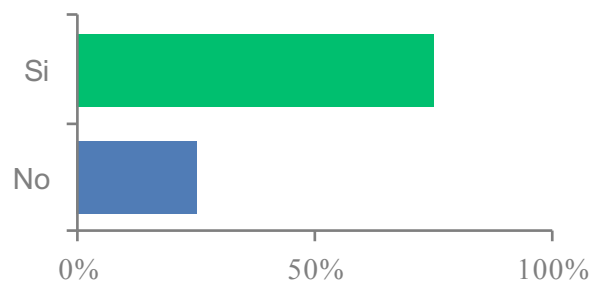
Answered: 8 Skipped: 3



ANSWER CHOICES	RESPONSES
Yes	87.50% 7
No	12.50% 1
TOTAL	8

### B3. Q16: ¿Conoces bien tus responsabilidades de investigación?

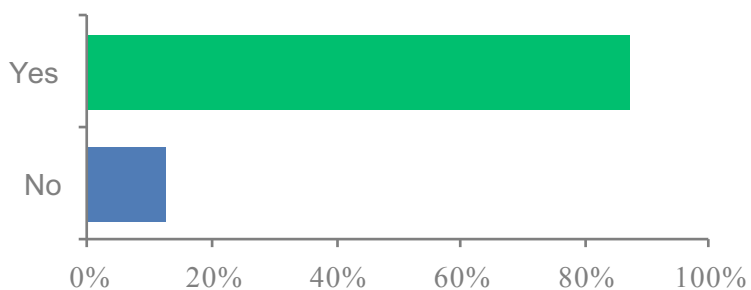
Answered: 189 Skipped: 23



ANSWER CHOICES	RESPONSES
Si	75.13% 142
No	24.87% 47
TOTAL	189

### B3. Q16: Are you well aware of your research responsibilities?

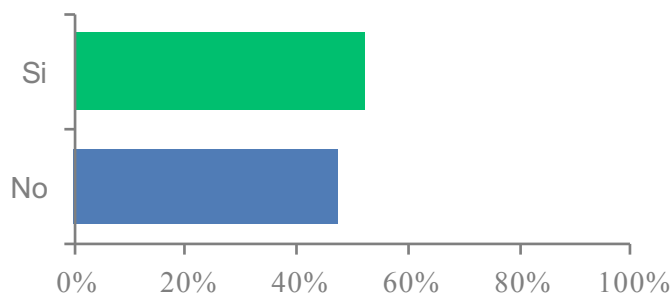
Answered: 8 Skipped: 3



ANSWER CHOICES	RESPONSES
Yes	87.50% 7
No	12.50% 1
TOTAL	8

### B3. Q17: ¿Conoces bien tus derechos en la actividad de investigación?

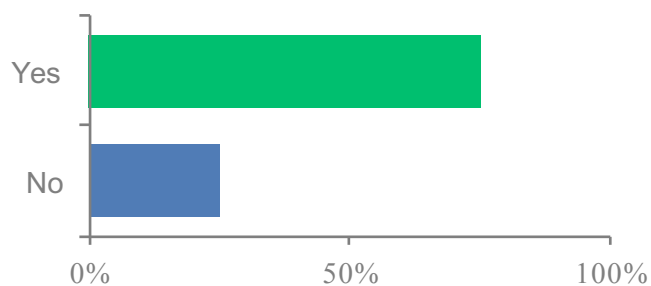
Answered: 187 Skipped: 25



ANSWER CHOICES	RESPONSES
Si	52.41% 98
No	47.59% 89
TOTAL	187

### B3. Q17: Do you know your rights in the research activity?

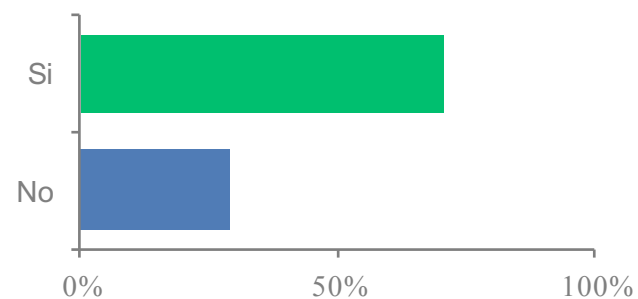
Answered: 8 Skipped: 3



ANSWER CHOICES	RESPONSES
Yes	75.00% 6
No	25.00% 2
TOTAL	8

### B3. Q18: En caso de ser investigador/a principal ¿Conoces tus responsabilidades como responsable de los proyectos?

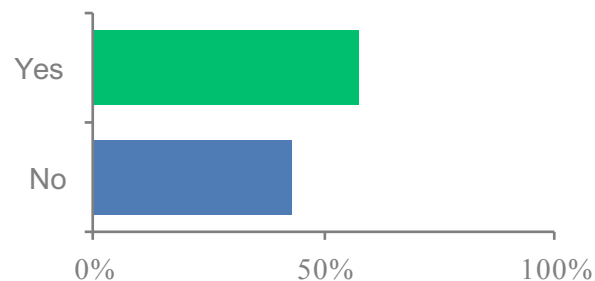
Answered: 134 Skipped: 78



ANSWER CHOICES	RESPONSES
Si	70.90% 95
No	29.10% 39
TOTAL	134

### B3. Q18: If you are a principal investigator, do you know your duties as project manager?

Answered: 7 Skipped: 4



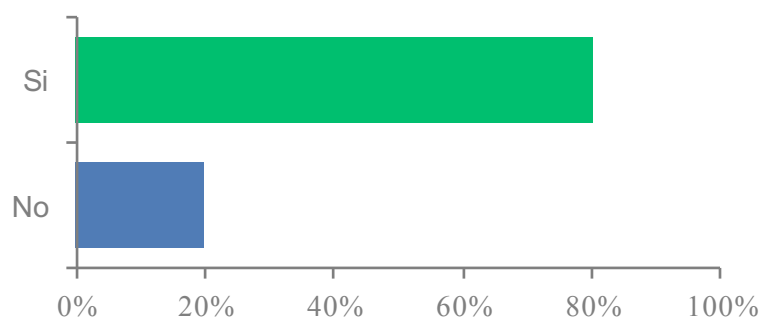
ANSWER CHOICES	RESPONSES
Yes	57.14% 4
No	42.86% 3
TOTAL	7

**B3. Q19: SUGERENCIAS O COMENTARIOS:**

**B3. Q19: SUGGESTIONS OR COMMENTS:**

## B4. Q20: ¿Conoces los procedimientos de selección y contratación para personal docente e investigador no permanente en la UC3M?

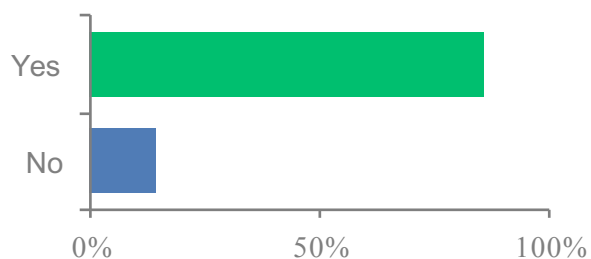
Answered: 181 Skipped: 31



ANSWER CHOICES	PERCENTAGE	COUNT
Si	80.11%	145
No	19.89%	36
TOTAL		181

## B4. Q20: Do you know the selection and hiring procedures for non-permanent teaching and research staff at UC3M?

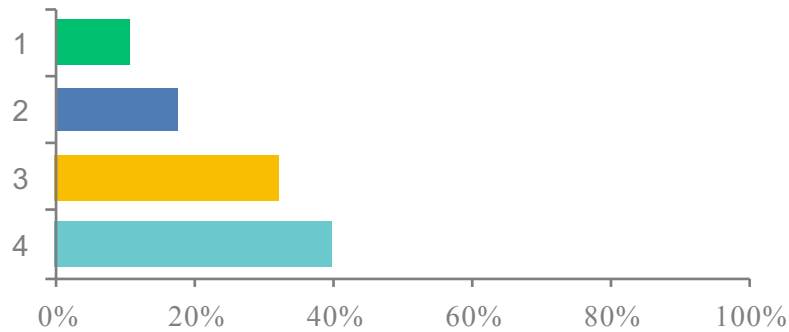
Answered: 7 Skipped: 4



ANSWER CHOICES	PERCENTAGE	COUNT
Yes	85.71%	6
No	14.29%	1
TOTAL		7

**B4. Q21: ¿Consideras que los procedimientos de selección y contratación en la UC3M son abiertos, eficientes y transparentes? Marca una opción entre 1 (= totalmente en desacuerdo) y 4 (= totalmente de acuerdo)**

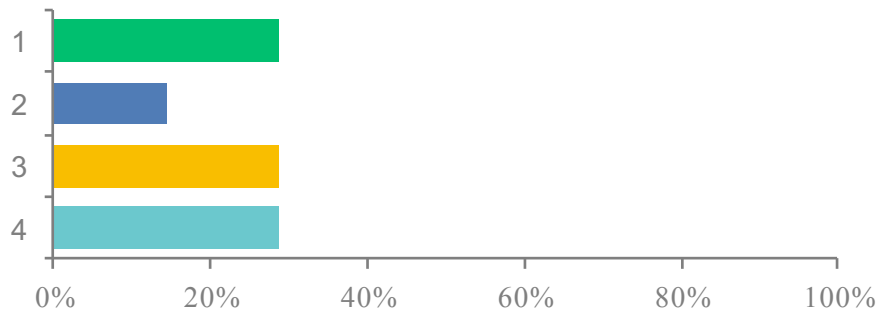
Answered: 178 Skipped: 34



ANSWER CHOICES	RESPONSES
1	10.67% 19
2	17.42% 31
3	32.02% 57
4	39.89% 71
TOTAL	178

**B4. Q21: Do you consider that the selection and hiring procedures at UC3M are open, efficient and transparent? Mark only one option:**

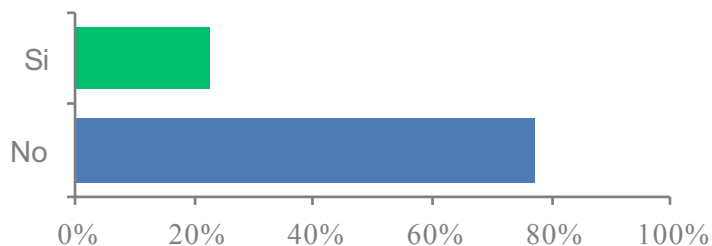
Answered: 7 Skipped: 4



ANSWER CHOICES	RESPONSES
1	28.57% 2
2	14.29% 1
3	28.57% 2
4	28.57% 2
TOTAL	7

## B4. Q22: ¿Conoces la política OTM-R de la UC3M?

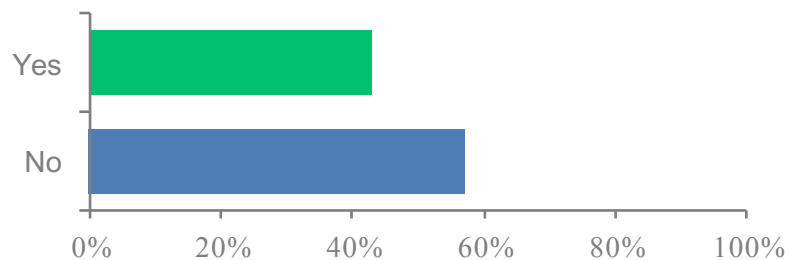
Answered: 182 Skipped: 30



ANSWER CHOICES	RESPONSES
Si	22.53% 41
No	77.47% 141
TOTAL	182

## B4. Q22: Do you know UC3M's OTM-R policy?

Answered: 7 Skipped: 4

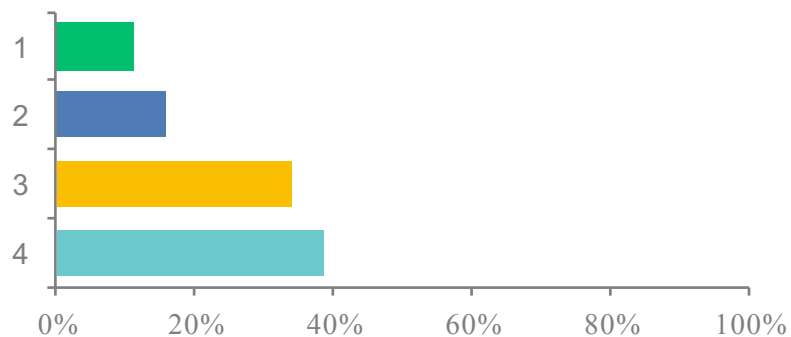


ANSWER CHOICES	RESPONSES
Yes	42.86% 3
No	57.14% 4
TOTAL	7



### B4. Q23: Difusión de las convocatorias con antelación suficiente a que comience la selección.

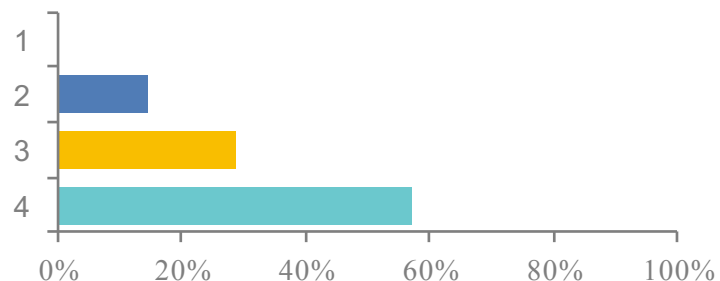
Answered: 176 Skipped: 36



ANSWER CHOICES	RESPONSES	
1	11.36%	20
2	15.91%	28
3	34.09%	60
4	38.64%	68
TOTAL		176

### B4. Q23: Dissemination of calls for applications well in advance of the start of the selection process.

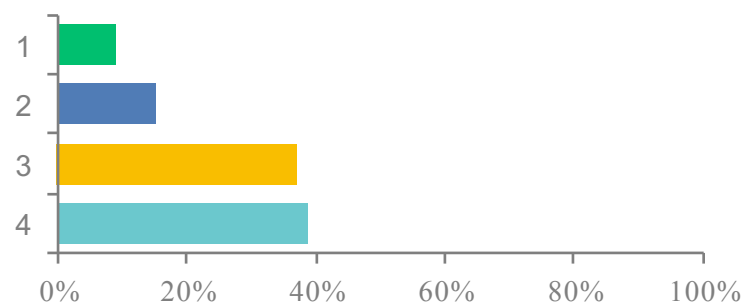
Answered: 7 Skipped: 4



ANSWER CHOICES	RESPONSES	
1	0%	0
2	14.29%	1
3	28.57%	2
4	57.14%	4
TOTAL		7

## B4. Q24: La información que reciben los candidatos sobre el proceso de selección y los criterios es adecuada.

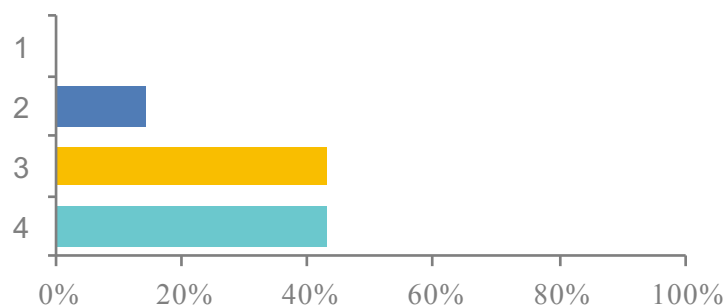
Answered: 167 Skipped: 45



ANSWER CHOICES	RESPONSES
1	8.98% 15
2	14.97% 25
3	37.13% 62
4	38.92% 65
TOTAL	167

## B4. Q24: The information candidates receive about the selection process and criteria is satisfactory.

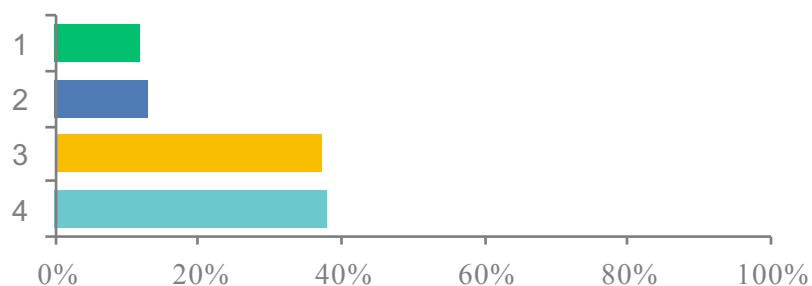
Answered: 7 Skipped: 4



ANSWER CHOICES	RESPONSES
1	0% 0
2	14.29% 1
3	42.86% 3
4	42.86% 3
TOTAL	7

## B4. Q25: Facilidad en la tramitación administrativa de la solicitud.

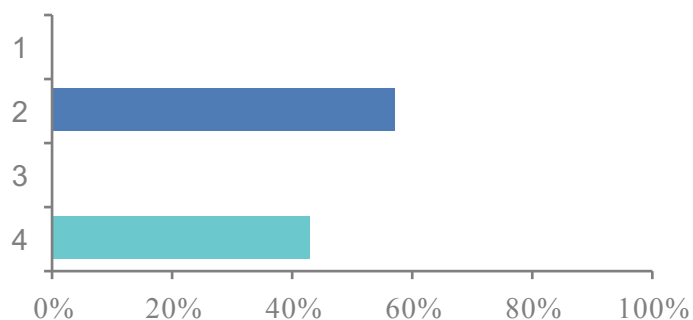
Answered: 169 Skipped: 43



ANSWER CHOICES	RESPONSES
1	11.83% 20
2	13.02% 22
3	37.28% 63
4	37.87% 64
<b>TOTAL</b>	<b>169</b>

## B4. Q25: Ease of administrative processing of applications.

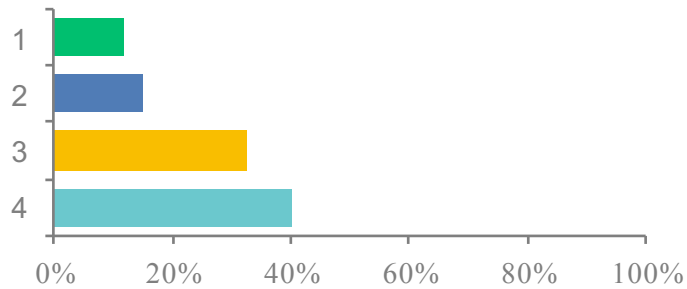
Answered: 7 Skipped: 4



ANSWER CHOICES	RESPONSES
1	0% 0
2	57.14% 4
3	0% 0
4	42.86% 3
<b>TOTAL</b>	<b>7</b>

## B4. Q26: Transparencia en los procesos de selección.

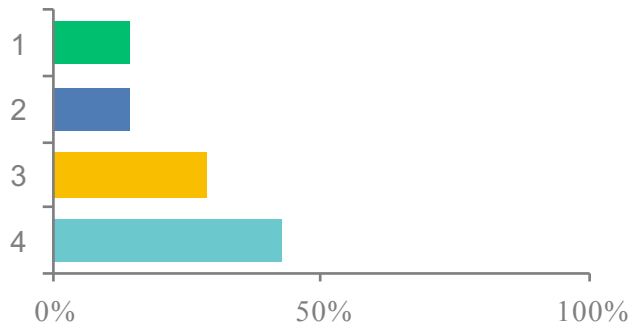
Answered: 171 Skipped: 41



ANSWER CHOICES	RESPONSES
1	11.70% 20
2	15.20% 26
3	32.75% 56
4	40.35% 69
TOTAL	171

## B4. Q26: Transparency in selection processes.

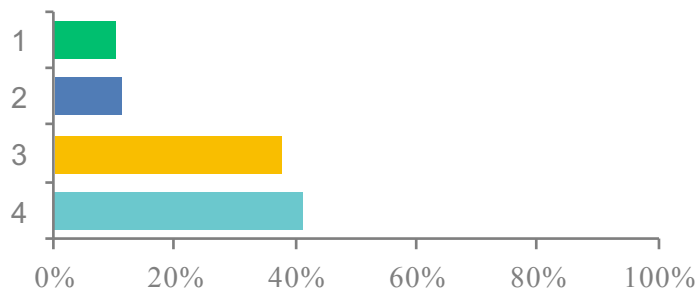
Answered: 7 Skipped: 4



ANSWER CHOICES	RESPONSES
1	14.29% 1
2	14.29% 1
3	28.57% 2
4	42.86% 3
TOTAL	7

## B4. Q27: Actuación de las Comisiones de selección.

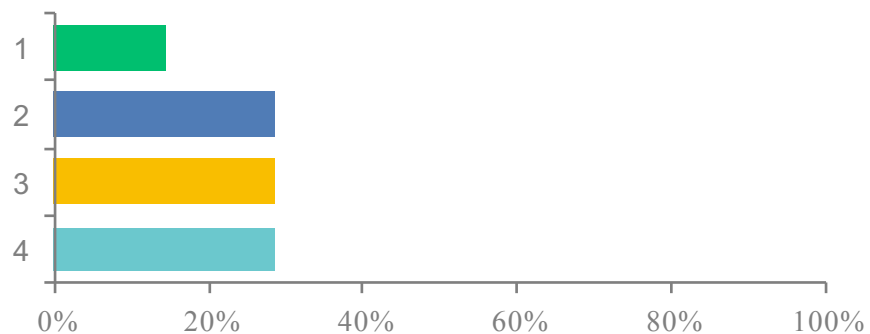
Answered: 168 Skipped: 44



ANSWER CHOICES	RESPONSES	
1	10.12%	17
2	11.31%	19
3	37.50%	63
4	41.07%	69
<b>TOTAL</b>		<b>168</b>

## B4. Q27: Performance of the Selection Committees.

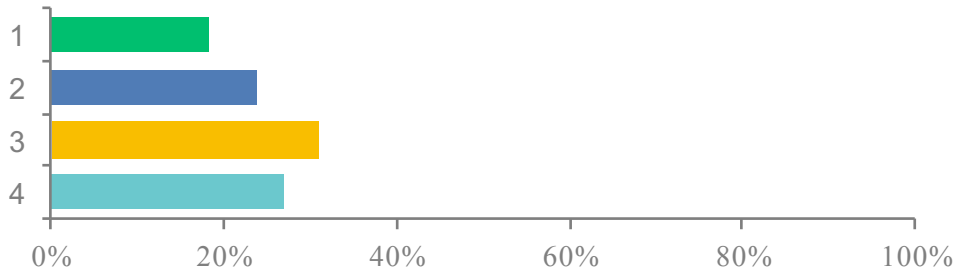
Answered: 7 Skipped: 4



ANSWER CHOICES	RESPONSES	
1	14.29%	1
2	28.57%	2
3	28.57%	2
4	28.57%	2
<b>TOTAL</b>		<b>7</b>

## B4. Q28: Procedimiento de acogida / bienvenida al nuevo personal.

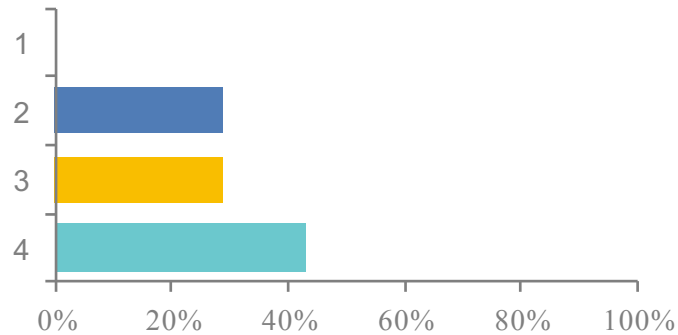
Answered: 164 Skipped: 48



ANSWER CHOICES	RESPONSES	
1	18.29%	30
2	23.78%	39
3	31.10%	51
4	26.83%	44
<b>TOTAL</b>		<b>164</b>

## B4. Q28: Procedure for welcoming/onboarding new staff.

Answered: 7 Skipped: 4



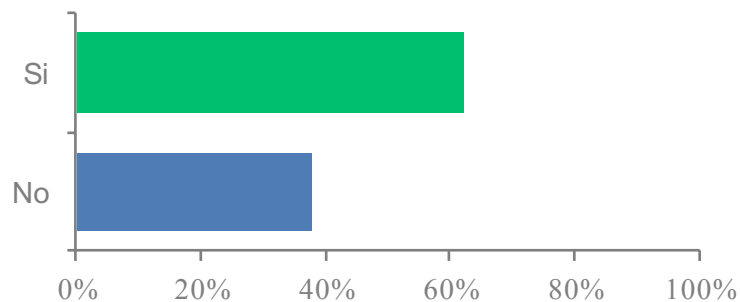
ANSWER CHOICES	RESPONSES	
1	0%	0
2	28.57%	2
3	28.57%	2
4	42.86%	3
<b>TOTAL</b>		<b>7</b>

**B4. Q29: SUGERENCIAS O COMENTARIOS:**

**B4. Q29: SUGGESTIONS OR COMMENTS:**

## B5. Q30: ¿Conoces bien los criterios y condiciones para el desarrollo de tu trayectoria académica?

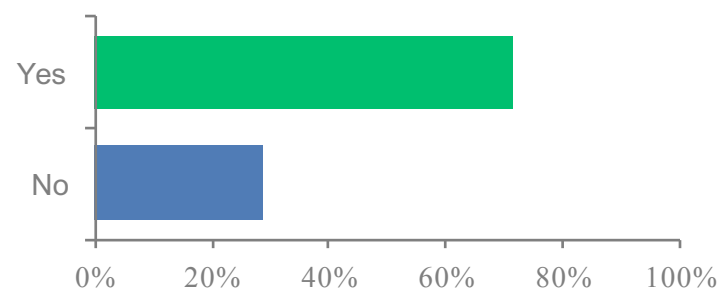
Answered: 180 Skipped: 32



ANSWER CHOICES	RESPONSES	
Si	62.22%	112
No	37.78%	68
TOTAL		180

## B5. Q30: Do you know the criteria and conditions for the development of your academic career?

Answered: 7 Skipped: 4

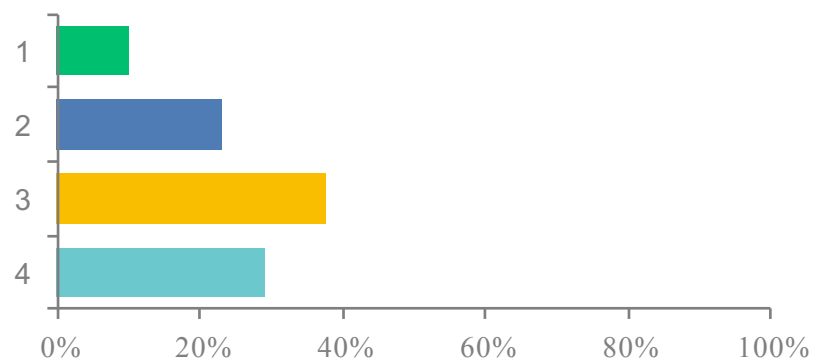


ANSWER CHOICES	RESPONSES	
Yes	71.43%	5
No	28.57%	2
TOTAL		7



## B5. Q31: Apoyo de la UC3M para el desarrollo de la actividad docente.

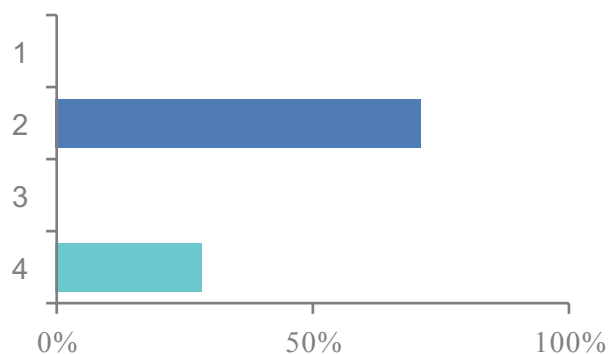
Answered: 178 Skipped: 34



ANSWER CHOICES	RESPONSES
1	10.11% 18
2	23.03% 41
3	37.64% 67
4	29.21% 52
TOTAL	178

## B5. Q31: UC3M's support for the development of teaching activities.

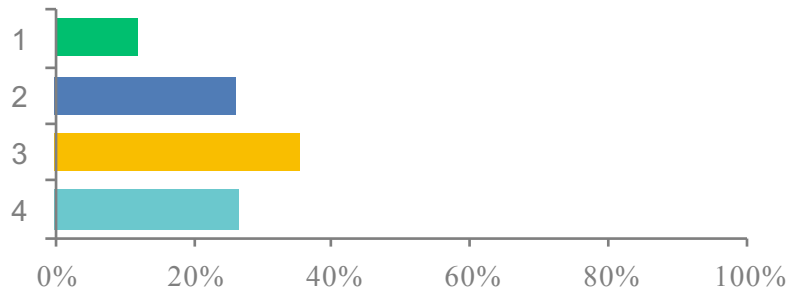
Answered: 7 Skipped: 4



ANSWER CHOICES	RESPONSES
1	0% 0
2	71.43% 5
3	0% 0
4	28.57% 2
TOTAL	7

### B5. Q32: Apoyo de la UC3M para el desarrollo de la actividad de investigación.

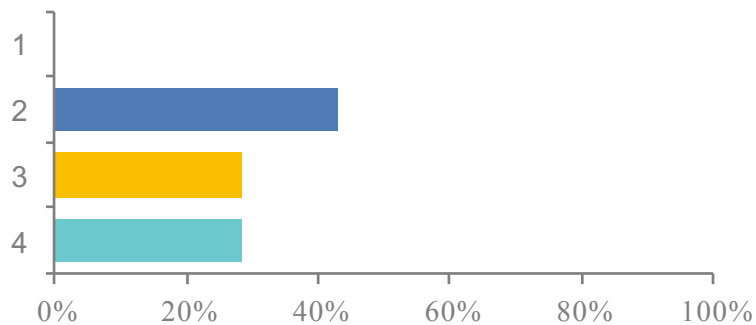
Answered: 177 Skipped: 35



ANSWER CHOICES	RESPONSES	
1	11.86%	21
2	25.99%	46
3	35.59%	63
4	26.55%	47
TOTAL		177

### B5. Q32: UC3M's support for the development of researching activities.

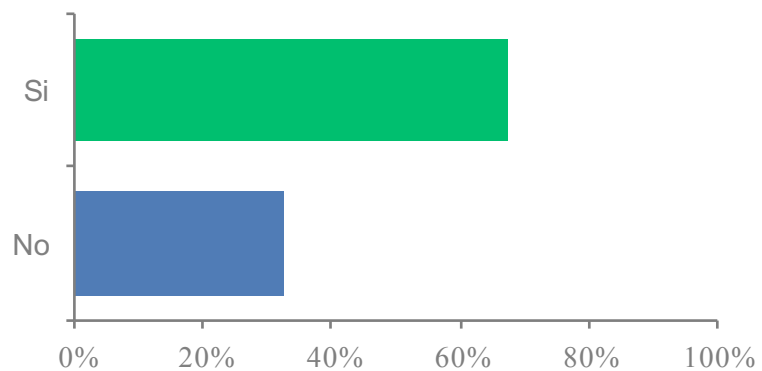
Answered: 7 Skipped: 4



ANSWER CHOICES	RESPONSES	
1	0%	0
2	42.86%	3
3	28.57%	2
4	28.57%	2
TOTAL		7

## B5. Q33: ¿Conoces los recursos disponibles para mejorar tus competencias profesionales a través de actividades de movilidad internacional?

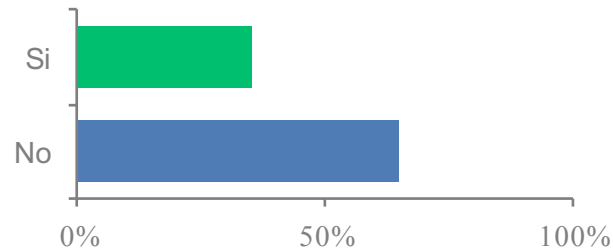
Answered: 178 Skipped: 34



ANSWER CHOICES	RESPONSES
Si	67.42% 120
No	32.58% 58
TOTAL	178

### B5. Q34: ¿Sabes que la UC3M gestiona las ayudas de movilidad del Programa International Credit Mobility (KA107)?

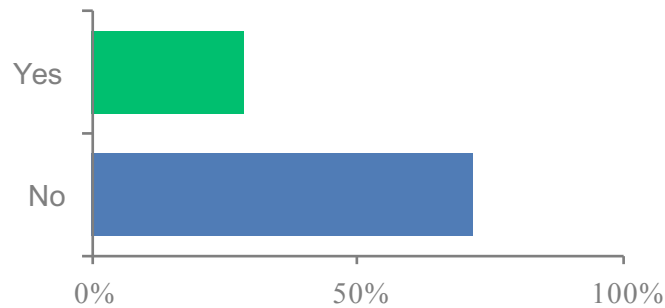
Answered: 179 Skipped: 33



ANSWER CHOICES	RESPONSES
Si	35.20% 63
No	64.80% 116
TOTAL	179

### B5. Q34: Do you know that UC3M manages the mobility grants of the International Credit Mobility Program (KA107)?

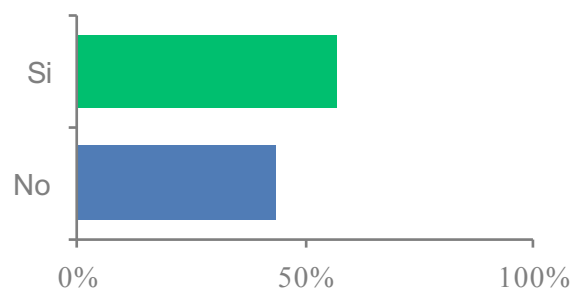
Answered: 7 Skipped: 4



ANSWER CHOICES	RESPONSES
Yes	28.57% 2
No	71.43% 5
TOTAL	7

## B5. Q35: ¿Conoces las ayudas del Consejo Europeo de Investigación (ERC) y su apuesta por la internacionalización de la investigación de la Unión Europea (UE)?

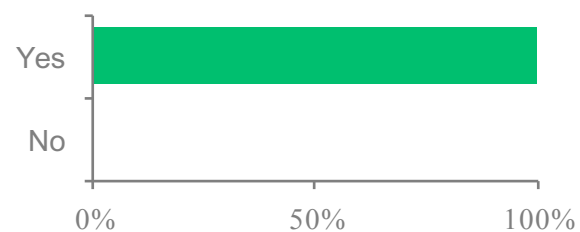
Answered: 178 Skipped: 34



ANSWER CHOICES	RESPONSES
Si	56.74% 101
No	43.26% 77
TOTAL	178

## B5. Q35: Do you know the European Research Council (ERC) grants and its support for the internationalization of European Union (EU) research?

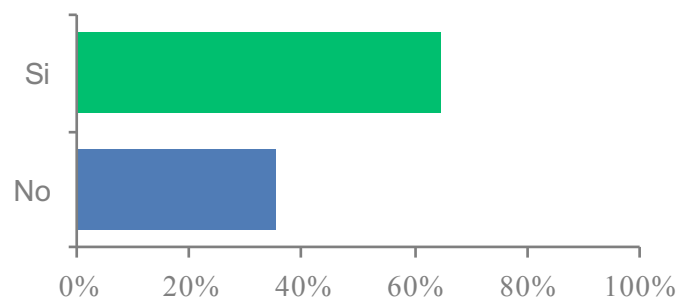
Answered: 7 Skipped: 4



ANSWER CHOICES	RESPONSES
Yes	100% 7
No	0% 0
TOTAL	7

## B5. Q36: Conoces la Red de Jóvenes Universidades Europeas de Investigación (YERUN) y sus líneas de financiación de movilidad?

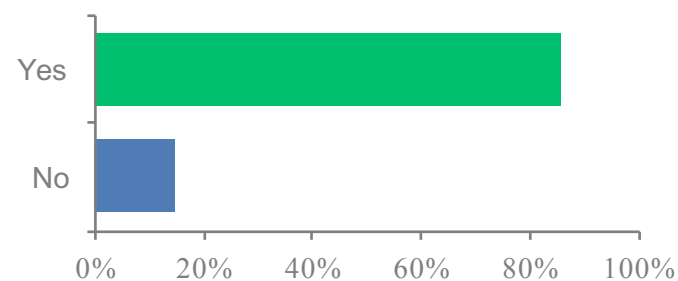
Answered: 179 Skipped: 33



ANSWER CHOICES	RESPONSES
Si	64.80% 116
No	35.20% 63
TOTAL	179

## B5. Q36: Do you know the Young European Research Universities Network (YERUN) and its mobility funding schemes?

Answered: 7 Skipped: 4



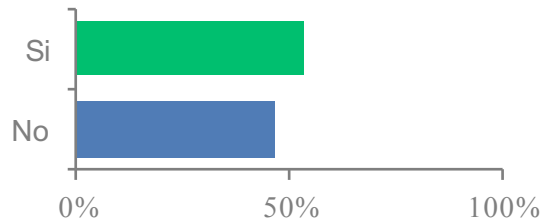
ANSWER CHOICES	RESPONSES
Yes	85.71% 6
No	14.29% 1
TOTAL	7

**B5. Q37: SUGERENCIAS O COMENTARIOS:**

**B5. Q37: SUGGESTIONS OR COMMENTS:**

## B6. Q38: ¿Conoces el Plan Marco de Formación para personal docente e investigador en la UC3M 2018-2023?

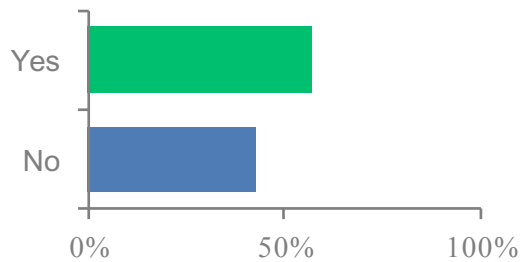
Answered: 177 Skipped: 35



ANSWER CHOICES	RESPONSES	
Si	53.67%	95
No	46.33%	82
TOTAL		177

## B6. Q38: Do you know the Training Framework Plan for teaching and research staff at UC3M 2018-2023?

Answered: 7 Skipped: 4

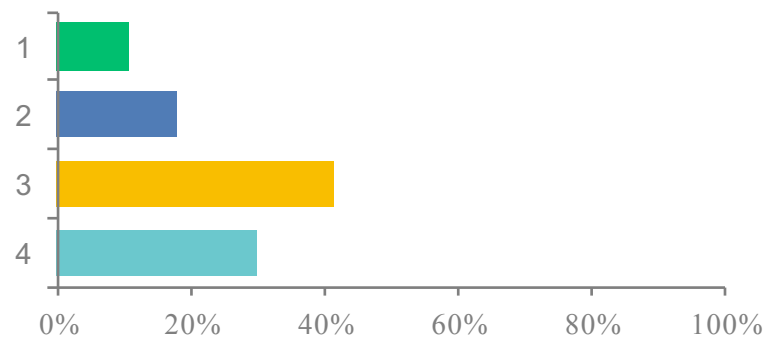


ANSWER CHOICES	RESPONSES	
Yes	57.14%	4
No	42.86%	3
TOTAL		7



## B6. Q39: Programa de Formación para avanzar en el desarrollo profesional del personal docente e investigador de la UC3M.

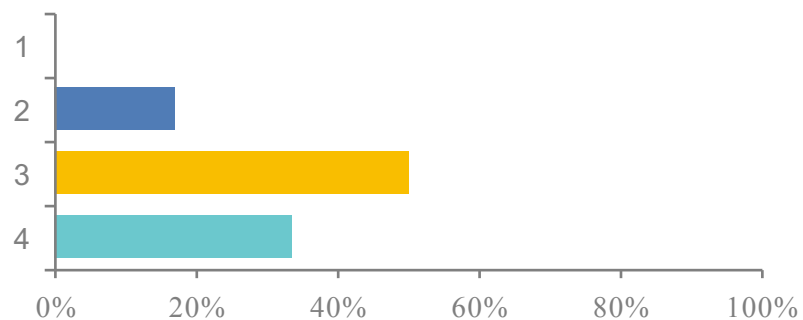
Answered: 167 Skipped: 45



ANSWER CHOICES	RESPONSES
1	10.78% 18
2	17.96% 30
3	41.32% 69
4	29.94% 50
TOTAL	167

## B6. Q39: Training Program to improve the professional development of UC3M teaching and research staff.

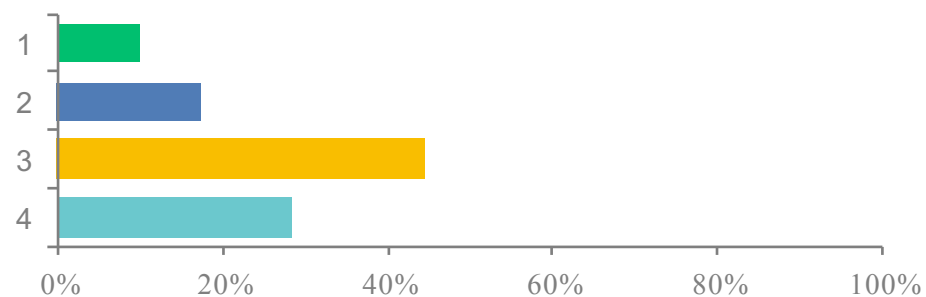
Answered: 6 Skipped: 5



ANSWER CHOICES	RESPONSES
1	0% 0
2	16.67% 1
3	50.0% 3
4	33.33% 2
TOTAL	6

## B6. Q40: Inclusión de actividades para mejorar las competencias transversales en el Plan Marco de Formación.

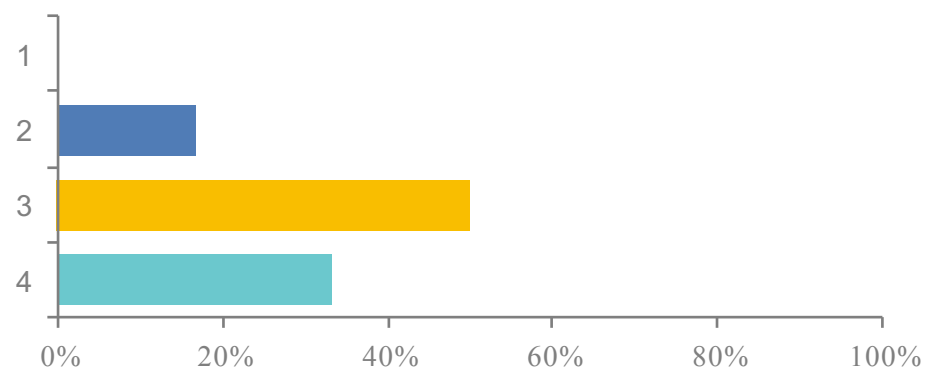
Answered: 162 Skipped: 50



ANSWER CHOICES	RESPONSES
1	9.88% 16
2	17.28% 28
3	44.44% 72
4	28.40% 46
<b>TOTAL</b>	<b>162</b>

## B6. Q40: Activities to improve transversal competencies included in the Training Framework Plan.

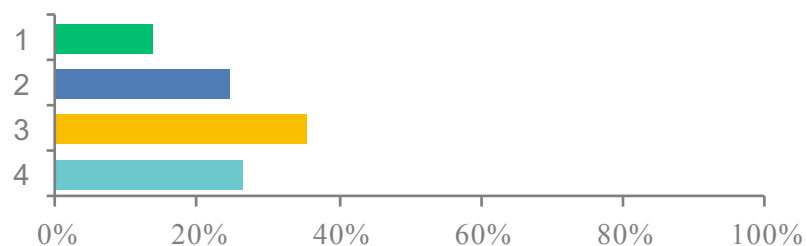
Answered: 6 Skipped: 5



ANSWER CHOICES	RESPONSES
1	0% 0
2	16.67% 1
3	50.0% 3
4	33.33% 2
<b>TOTAL</b>	<b>6</b>

## B6. Q41: Acciones de movilidad para personal docente e investigador.

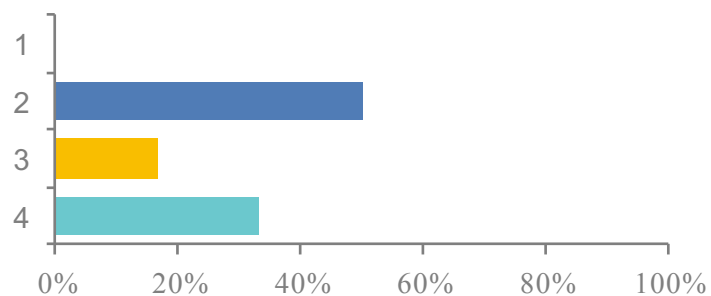
Answered: 163 Skipped: 49



ANSWER CHOICES	RESPONSES	
1	13.50%	22
2	24.54%	40
3	35.58%	58
4	26.38%	43
<b>TOTAL</b>		<b>163</b>

## B6. Q41: Mobility actions for teaching and research staff.

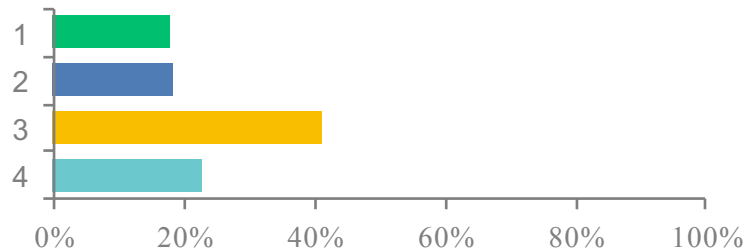
Answered: 6 Skipped: 5



ANSWER CHOICES	RESPONSES	
1	0%	0
2	50.0%	3
3	16.67%	1
4	33.33%	2
<b>TOTAL</b>		<b>6</b>

## B6. Q42: Apoyo de la UC3M para el desarrollo profesional/personal.

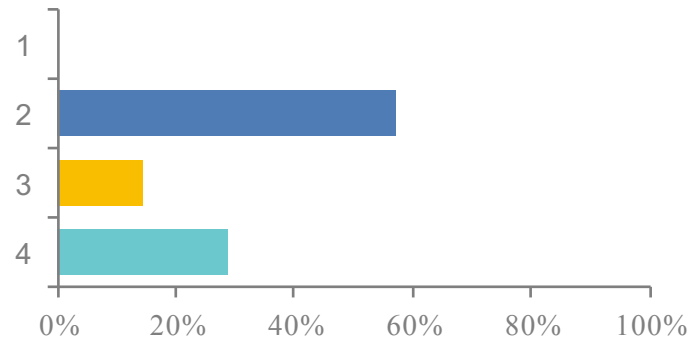
Answered: 170 Skipped: 42



ANSWER CHOICES	RESPONSES
1	17.65% 30
2	18.24% 31
3	41.18% 70
4	22.94% 39
TOTAL	170

## B6. Q42: UC3M support for professional/personal development.

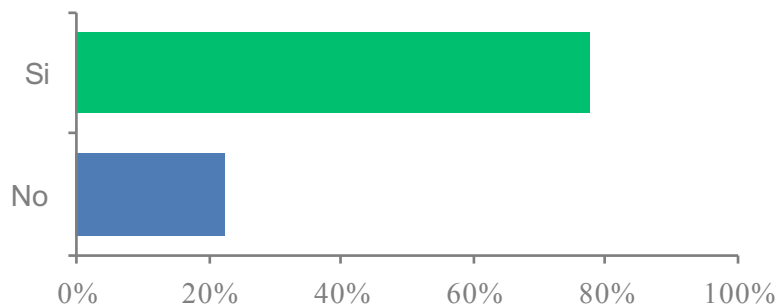
Answered: 7 Skipped: 4



ANSWER CHOICES	RESPONSES
1	0% 0
2	57.14% 4
3	14.29% 1
4	28.57% 2
TOTAL	7

## B6. Q43: ¿Has asistido a algún curso de formación en los últimos 3 años?

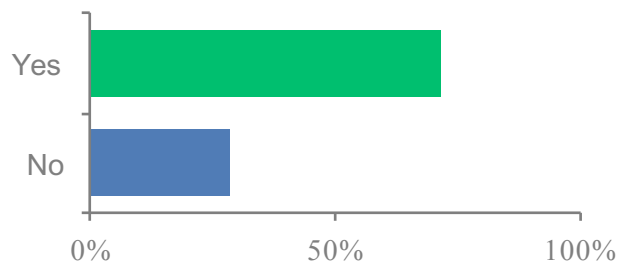
Answered: 173 Skipped: 39



ANSWER CHOICES	RESPONSES
Si	77.46% 134
No	22.54% 39
TOTAL	173

## B6. Q43: Have you attended any training course in the last 3 years?

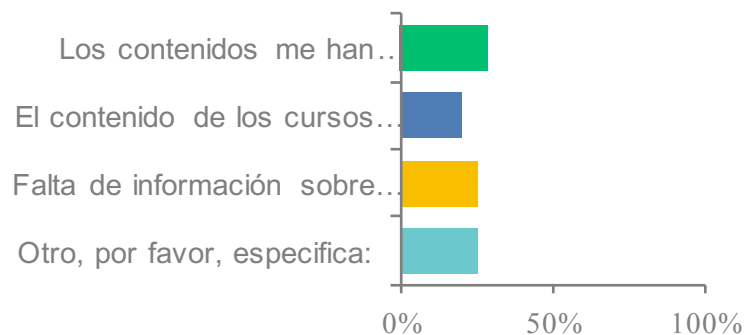
Answered: 7 Skipped: 4



ANSWER CHOICES	RESPONSES
Yes	71.43% 5
No	28.57% 2
TOTAL	7

## B6. Q44: Si no has asistido a ningún curso, por favor, indica el motivo:

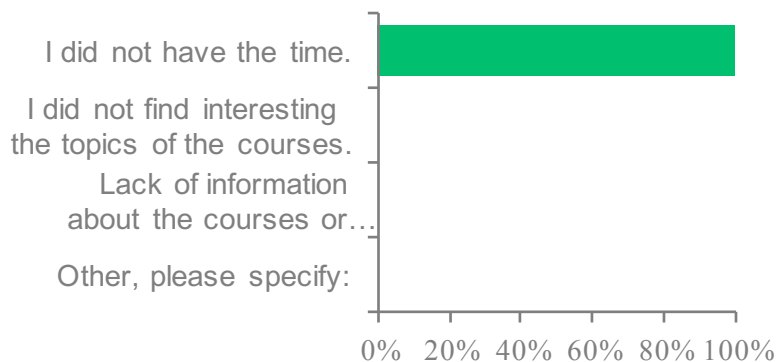
Answered: 35 Skipped: 177



ANSWER CHOICES	RESPON	
Los contenidos me han parecido interesantes, pero no he tenido tiempo	28.57%	10
El contenido de los cursos no me resulta interesante	20.0%	7
Falta de información sobre los cursos o cómo apuntarte	25.71%	9
Otro, por favor, especifica:	25.71%	9
<b>TOTAL</b>		<b>35</b>

## B6. Q44: If you have not attended a course, please indicate the reason why:

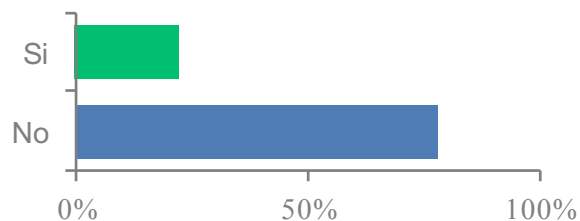
Answered: 2 Skipped: 9



ANSWER CHOICES	RESPON	
I did not have the time.	100%	2
I did not find interesting the topics of the courses.	0%	0
Lack of information about the courses or how to sign up for them.	0%	0
Other, please specify:	0%	0
<b>TOTAL</b>		<b>2</b>

## B6. Q45: ¿Conoces el nuevo Programa de Mentoring de PDI en la UC3M para predoctorales?

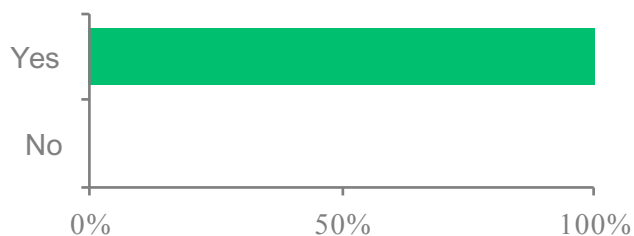
Answered: 36 Skipped: 176



ANSWER CHOICES	RESPONSES
Si	22.22% 8
No	77.78% 28
TOTAL	36


## B6. Q44: Do you know the new PDI Mentoring Program at UC3M for predoctoral students?

Answered: 2 Skipped: 9




ANSWER CHOICES	RESPONSES
Yes	100% 2
No	0% 0
TOTAL	2

**B6. Q46: SUGERENCIAS O COMENTARIOS:**

A large, empty rectangular box with a thin blue border, intended for providing suggestions or comments in Spanish.

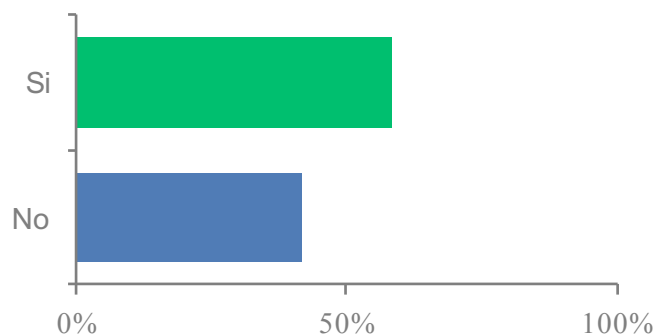
**B6. Q46: SUGGESTIONS OR COMMENTS:**

A large, empty rectangular box with a thin blue border, intended for providing suggestions or comments in English.



## B7. Q47: ¿Estimas que recibes información suficiente de la universidad sobre la estrategia de Recursos Humanos para PDI?

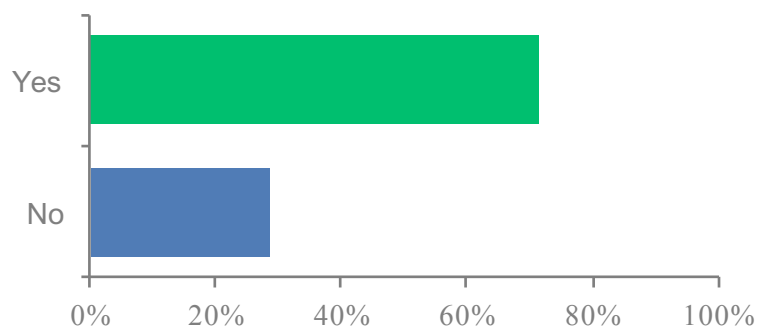
Answered: 168 Skipped: 44



ANSWER CHOICES	RESPONSES
Si	58.33% 98
No	41.67% 70
TOTAL	168

## B7. Q47: Do you feel that you receive enough information from the university about the Human Resources strategy for Researchers?

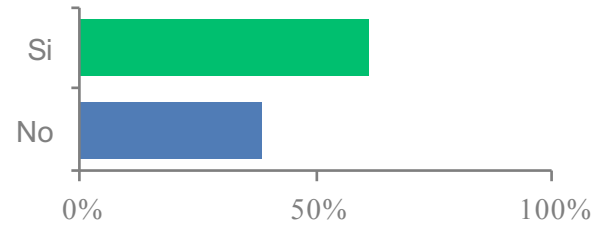
Answered: 7 Skipped: 4



ANSWER CHOICES	RESPONSES
Yes	71.43% 5
No	28.57% 2
TOTAL	7

## B7.Q48: ¿Los medios utilizados para comunicar información relacionada con el proyecto Logo HR son los adecuados?

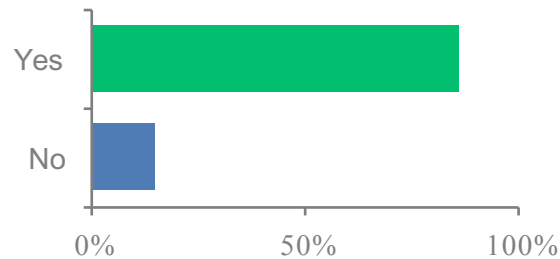
Answered: 160 Skipped: 52



ANSWER CHOICES	RESPONSES
Si	61.25% 98
No	38.75% 62
TOTAL	160

## B7. Q48: Are the channels used to communicate information related to the Logo HR project appropriate?

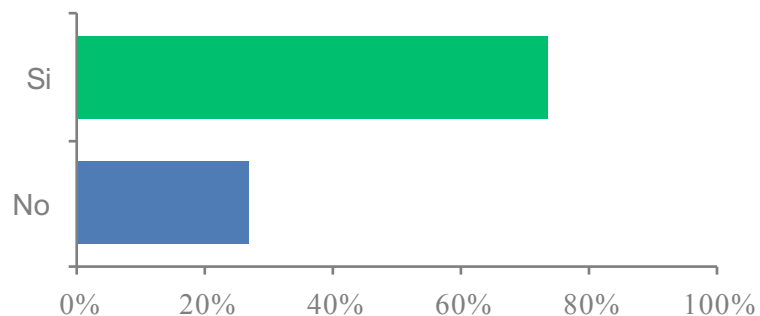
Answered: 7 Skipped: 4



ANSWER CHOICES	RESPONSES
Yes	85.71% 6
No	14.29% 1
TOTAL	7

**B7. Q49: ¿Consideras que tienes la oportunidad de participar en los eventos/actividades (seminarios, focus group...) relacionados con la Estrategia de Recursos Humanos para PDI en la UC3M?**

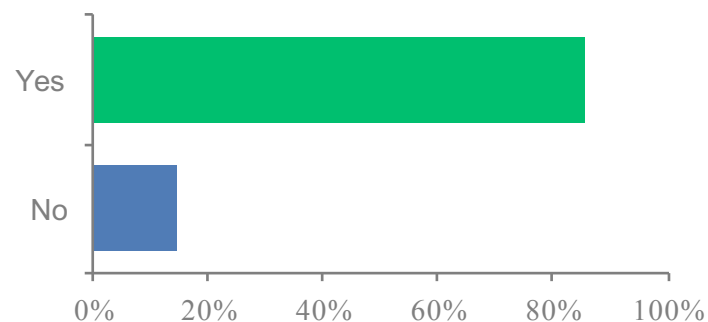
Answered: 165 Skipped: 47



ANSWER CHOICES	RESPONSES
Si	73.33% 121
No	26.67% 44
<b>TOTAL</b>	<b>165</b>

**B7. Q49: Do you consider that you have the opportunity to participate in the events/activities (seminars, focus group...) related to the Human Resources Strategy for Faculty (Researchers) at UC3M?**

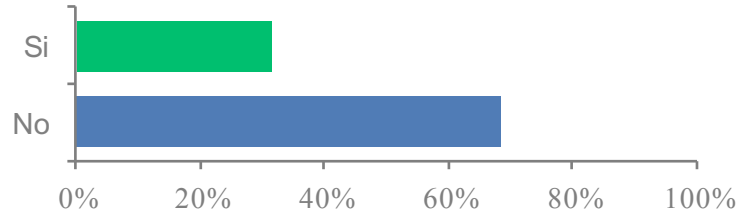
Answered: 7 Skipped: 4



ANSWER CHOICES	RESPONSES
Yes	85.71% 6
No	14.29% 1
<b>TOTAL</b>	<b>7</b>

### B7. Q50: ¿Has participado en alguna de las actividades relacionadas con el LOGO HR (seminarios, focus group, etc.)?

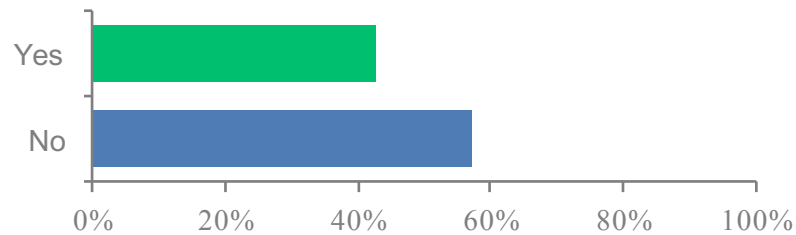
Answered: 169 Skipped: 43



ANSWER CHOICES	RESPONSES
Si	31.36% 53
No	68.64% 116
<b>TOTAL</b>	<b>169</b>

### B7. Q50: Have you participated in any of the activities related to LOGO HR (seminars, focus groups, etc.)?

Answered: 7 Skipped: 4



ANSWER CHOICES	RESPONSES
Yes	42.86% 3
No	57.14% 4
<b>TOTAL</b>	<b>7</b>